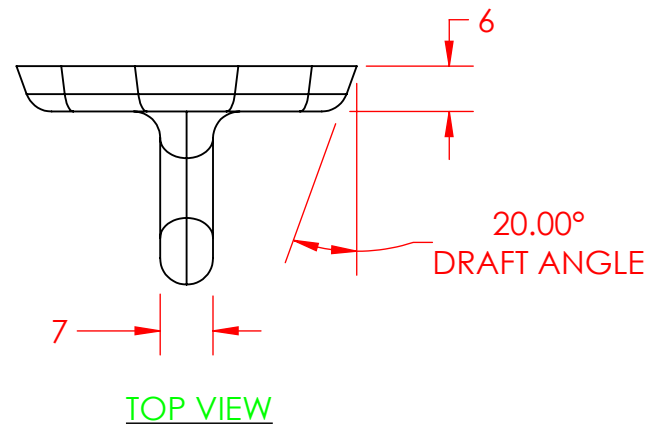


4

3

2

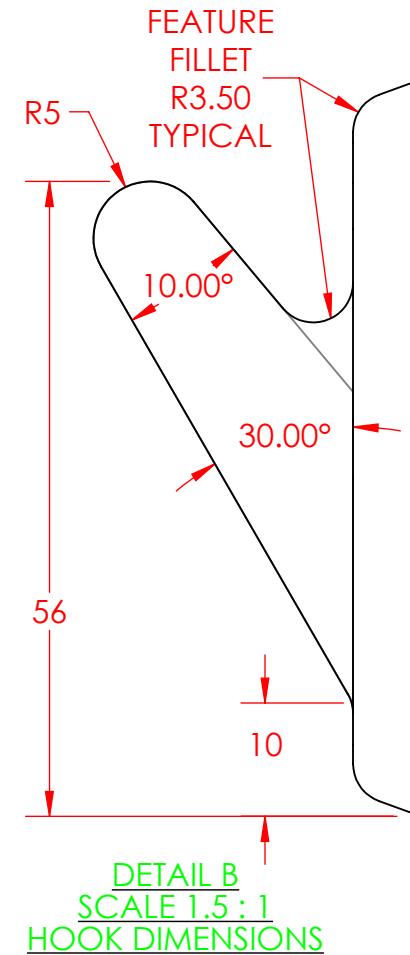
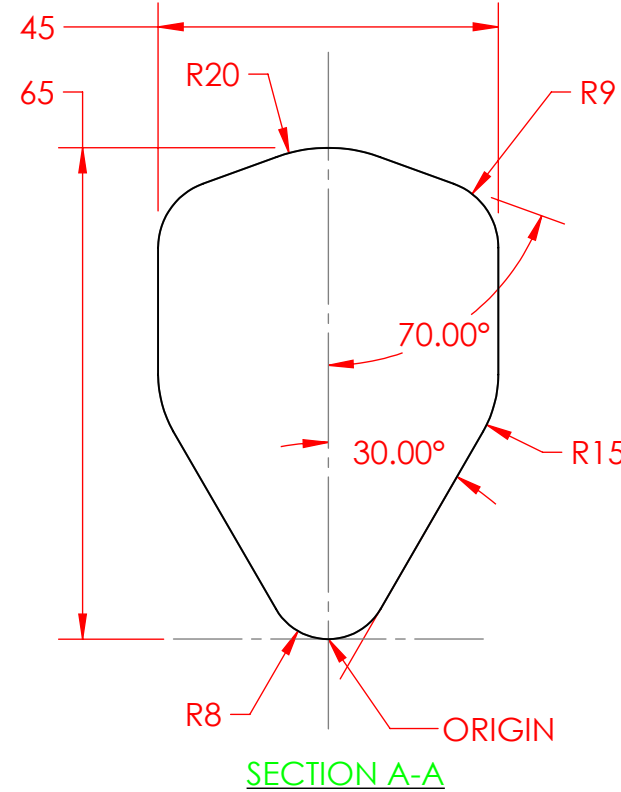
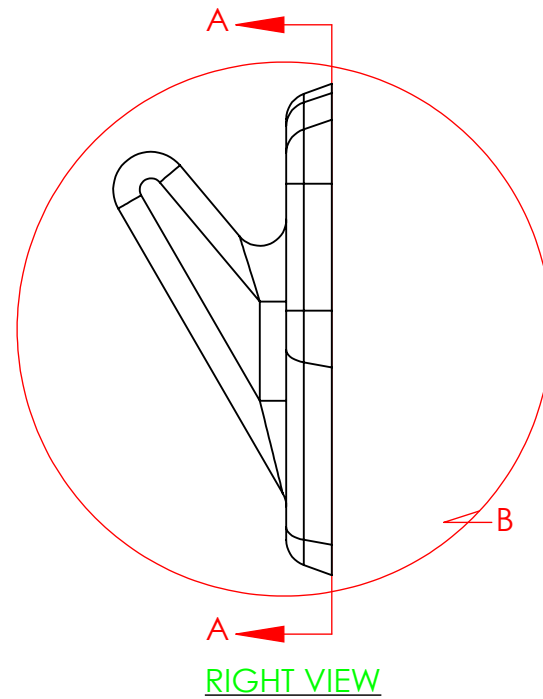
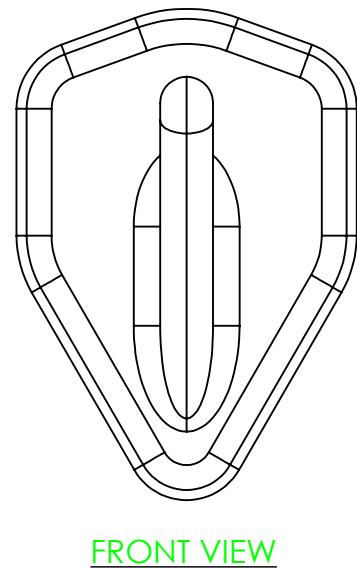
1



FRONT TOP RIGHT ISOMETRIC VIEW

SHEET NOTES

1. MANY WAYS OF MODELING THIS PART, THE FOLLOWING IS A SUGGESTION
2. BASE FEATURE WITH 20 DEGREE DRAFT (PER DIMENSIONS FROM SECTION A-A), EXTRUDE TO FRONT
  1. MASS: 13.01 GRAMS
  2. CENTER OF MASS: X = 0.00 Y = 36.25 Z = 2.91
3. BASE FEATURE WITH HOOK FEATURE (PER DIMENSIONS FROM DETAIL B)
  1. MASS: 16.37 GRAMS
  2. CENTER OF MASS: X = 0.00, Y = 36.44, Z = 5.49
4. FILLET (3.5MM) ON FRONT FACE AND LEFT AND RIGHT FACE OF HOOK FEATURE (OR TOP AND BOTTOM FACING SURFACE OF HOOK FEATURE).
  1. MASS: 16.00 GRAMS
  2. CENTER OF MASS: x = 0.00, Y = 36.38, Z = 5.19
5. WITH ALL OF THE ABOVE PLUS THE MOUNTING HOLES
  1. MASS: 15.21 GRAMS
  2. CENTER OF MASS: x = 0.00, Y = 35.71, Z = 5.26



MOUNTING HOLE DETAILS:

ANSI METRIC, FLAT HEAD - B18.6.7M, M6 NORMAL FIT, HEAD CLEARANCE AN EXTRA 0.50MM, THROUGH ALL. HOLES SYMMETRICAL ABOUT THE RIGHT PLANE, 8.5MM FROM RIGHT EDGE, 16MM FROM TOP EDGE

PROPRIETARY AND CONFIDENTIAL

THE INFORMATION CONTAINED IN THIS DRAWING AND ANY RELATED MATERIAL IS THE SOLE PROPERTY OF ENTERPRISE DESIGN AND INNOVATIONS. ANY SHARING OF THIS INFORMATION, IN WHOLE OR ANY PART THEREOF IS PROHIBITED WITHOUT EXPRESS WRITTEN CONSENT OF ENTERPRISE DESIGN AND INNOVATIONS.



SCHMET'S HOOK HOUSEWARE PRODUCTS VARIOUS VIEWS				REVISIONS DATE:	ITEM:	NAME	DATE	UNITS IN MILLIMETERS TOLERANCES ARE 0.010 INCHES UNLESS OTHERWISE NOTED
						DRAWN	CSS	
		CHECKED	000	000				
		APPV.	000	000				
		MATERIAL	ABS PC					
SHEET 1	SHEET SCALE 1:1	SHEET SIZE B	REV	VERSION DATE	10/5/2017	SHEET FILE NAME: 170930-2016-Schmets-Hook-HOLES		

4

3

2

1

B

B

A

A