
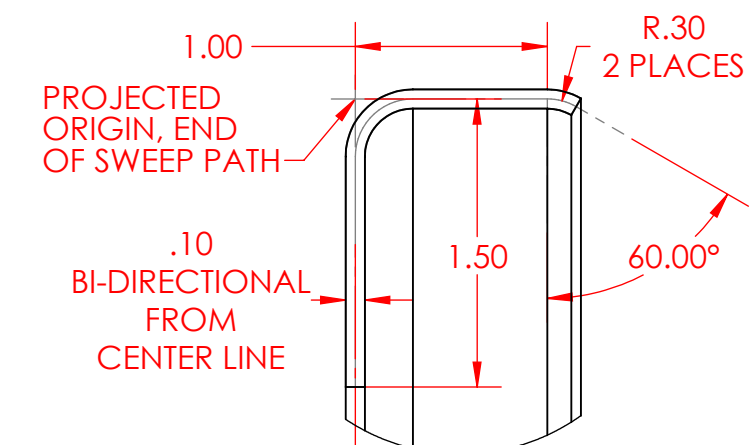


4

3

2

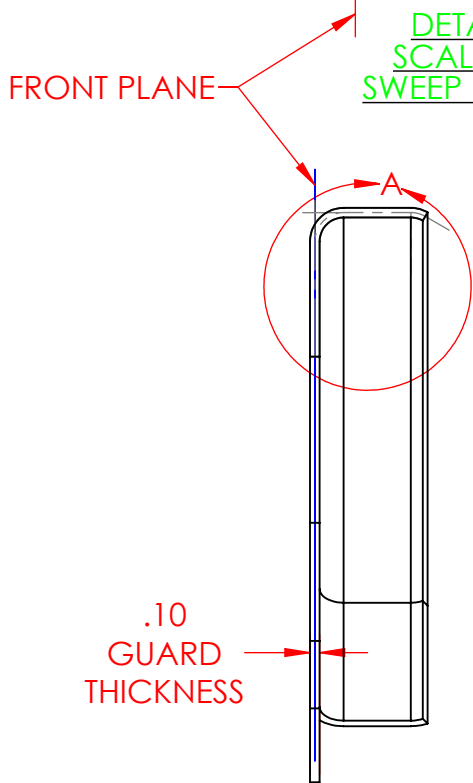
1



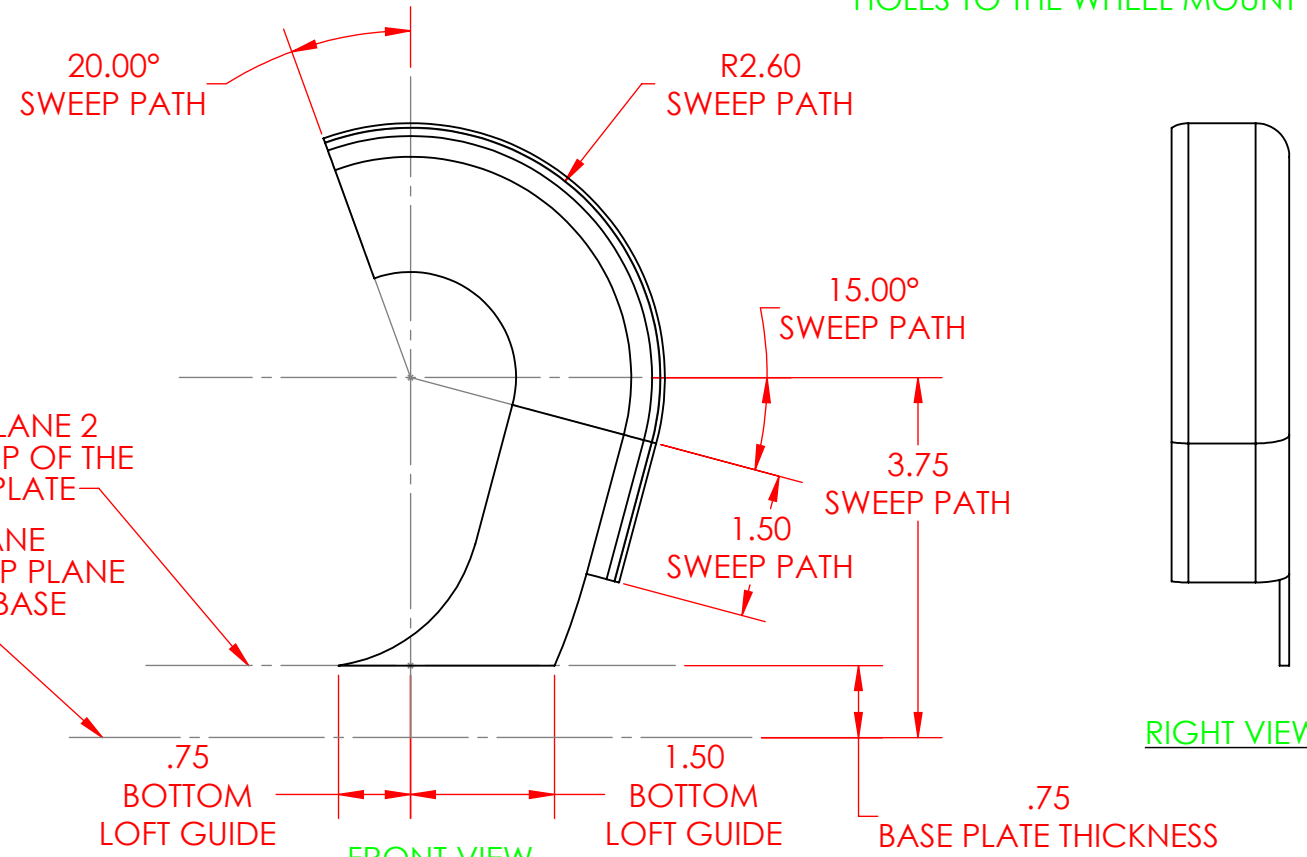
TOP VIEW

**SHEET NOTES**

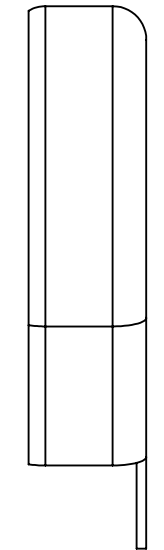
1. PPE PLASTIC MATERIAL
2. BEFORE LOFT - MASS PROPERTIES:  
MASS = 0.0600 POUNDS  
CENTER OF MASS: X = 1.3998, Y = 4.4693,  
Z = 0.3085
3. AFTER BOTTOM LOFT - MASS PROPERTIES:  
MASS = 0.0664 POUNDS  
CENTER OF MASS: X = 1.3507, Y = 4.1594,  
Z = 0.2787
4. (EXTRA CREDIT) LAST FEATURE, ADD HOLE WIZARD HOLES FOR ATTACHMENT TO THE SARRUS WHEEL MOUNT (EXTRA CREDIT)
5. (EXTRA CREDIT) ADD COMPLIMENTARY HOLES TO THE WHEEL MOUNT (EXTRA CREDIT)



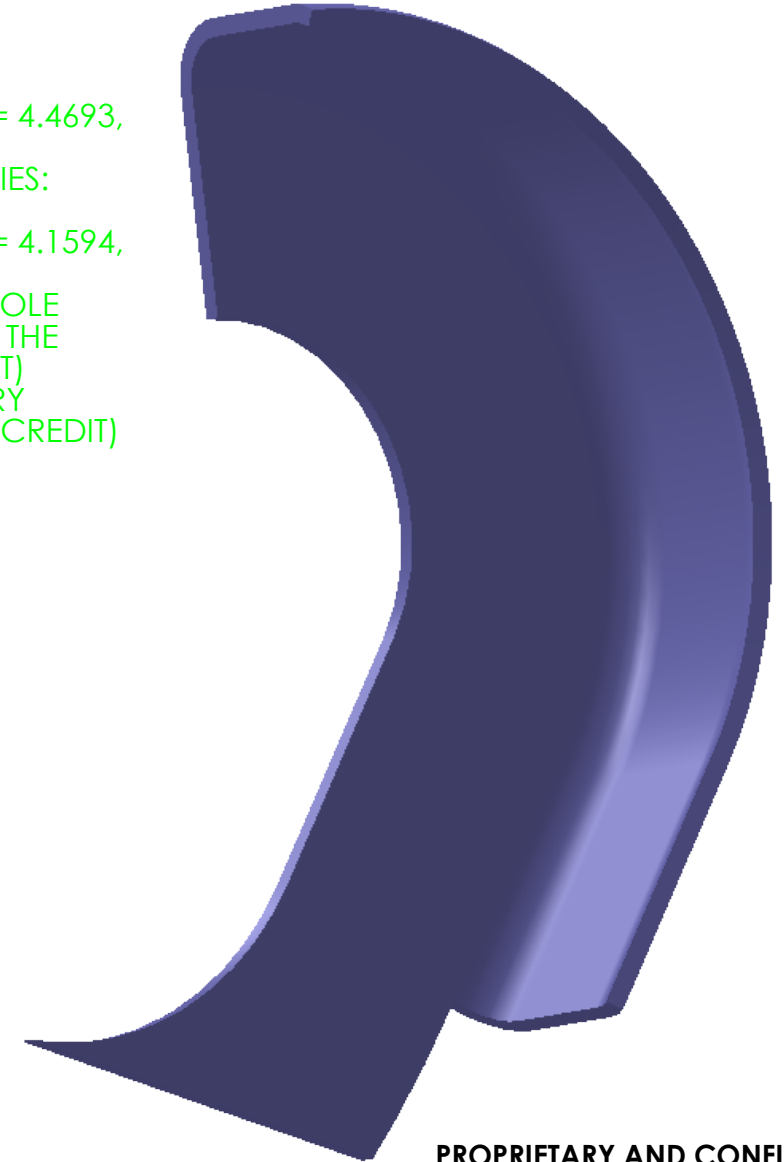
SWEEP PROFILE VIEW



FRONT VIEW SWEEP PATH DETAILS AND REFERENCE GEOMETRY



RIGHT VIEW



FRONT BOTTOM RIGHT PERSPECTIVE VIEW

**PROPRIETARY AND CONFIDENTIAL**

THE INFORMATION CONTAINED IN THIS DRAWING AND ANY RELATED MATERIAL IS THE SOLE PROPERTY OF ENTERPRISE DESIGN AND INNOVATIONS. ANY SHARING OF THIS INFORMATION, IN WHOLE OR ANY PART THEREOF IS PROHIBITED WITHOUT EXPRESS WRITTEN CONSENT OF ENTERPRISE DESIGN AND INNOVATIONS.

SARRUS WHEEL GUARD				REVISIONS DATE:	ITEM:	NAME	DATE	UNITS IN INCHES TOLERANCES ARE 0.010 INCHES UNLESS OTHERWISE NOTED	
						DRAWN	CSS		4/14/18
SARRUS MECHANISM						CHECKED	000		000
						APPV.	000		000
VARIOUS VIEWS						MATERIAL	PPE		
						VERSION DATE	4/24/2018		
SHEET 1	SHEET SCALE 1:2	SHEET SIZE B	REV			SHEET FILE NAME: 04-Sarrus-Wheel-Guard-1			

4

3

2

1

B

B

A

A